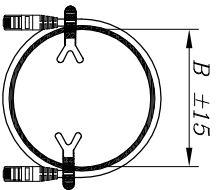
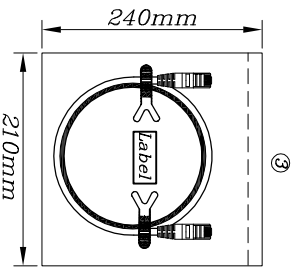
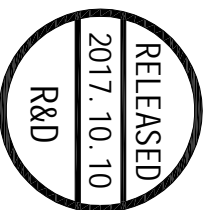


ARRANGE METHOD:



- Remark:**
- ① Cable: Cat.5E SF/UTP, Stranded Bare Copper, 4Pairs Wires, 26AWG, Jacket PVC, OD: 6.0mm.
  - ② Plug: Cat.5 Shielded Type Plug with 2 Prongs, 50u", 8P8C, UL94-V2, Mating Cycle >1200.
  - ③ Packing: IPC/PE Bag with Label.
- Testing: 100% Continuity Test. (Component test Optional).  
All materials are RoHS compliant.



CUT LINE AND ARRANGE CRITERION				CUT LINE AND ARRANGE CRITERION			
No.	Total length (MM)	no. of mating pair (MM)	Cable tie (MM)	No.	Total length (MM)	no. of mating pair (MM)	Cable tie (MM)
1	300	/	/	19	13000		175
2	500	/	/	20	14000		180
3	1000	/	60	21	15000		205
4	1500	175	70	22	16000		210
5	2000		75	23	17000		215
6	2500		80	24	18000		220
7	3000		95	25	19000		225
8	3500	185	100	26	20000		235
9	4000		110	27	25000	120	265
10	5000		120	28	30000		315
11	6000		130	29	40000		365
12	7000		135	30	50000		415
13	7500	135	140	31	60000		465
14	8000		145	32	70000		515
15	9000		150	33	80000		565
16	10000		165	34	90000		615
17	11000		170	35	100000		665
18	12000	120	175	36			

WIRE CONNECTION TABLE								LENGTH		MOLD NO.	
white/ orange	white/ green	blue/ blue	white/ blue	green/ blue	white/ brown	white/ brown	A8	(A+20)/(A(0)/M(90))	02-032		
A1	A2	A3	A4	A5	A6	A7	A8				
B1	B2	B3	B4	B5	B6	B7	B8				

DWG. NO.

P5ESF'B032-007

TITLE

CAT.5E SF/UTP PATCH CORD

UNIT	SCALE	SHEET
mm	1/1	1/1
DRAWN DATE	PROJ.	REV
2017/10/10		1
APPROVAL	CHECKED	DRAWN
		CathyLi